

Brain Trainer



Unit 1 Vocabulary

- 1a** Read the phrases in the box aloud three times.
Cover the box. Read the list below. Which phrase is missing?

get up → have a shower → get dressed →
have breakfast → start school → have lunch

get up → have a shower → have breakfast →
start school → have lunch


- b** Now try again.

go home → do homework → meet friends →
have dinner → watch TV → go to bed

go home → do homework → meet friends →
have dinner → go to bed

- 2a** Look at the books. What are the subjects?


1 Art



2



3



4



5



6



7



8



- b** In pairs, find and match the adjectives + prepositions. Take turns to find an adjective in word box 1. Your partner has to find the correct preposition to go with the adjective in word box 2. You can't use the same letter twice, but you can move in any direction.

1

A	F	R	A	I	D
G	O	O	D	T	A
D	F	O	N	D	B
E	T	I	C	X	E
I	R	R	O	W	H

2

H	F	A	A
T	O	T	B
U	O	B	P
G	A	T	U
F	O	T	A

Spot the difference

- 3** Look at the photo on page 14 for one minute. Now study this photo. What differences can you spot?



Brain Trainer



Unit 2 Vocabulary

1a Read the words in the box aloud three times. Cover the box. Read the list below. Which word is missing?

bathroom kitchen garden hall floor wall

floor bathroom garden hall wall

b Now try again.

toilet roof patio balcony stairs bedroom

balcony roof toilet bedroom stairs

2 Follow the letters to find eight items of furniture or household objects. You can go up, down, diagonally, left or right.

START	I	N	M	Y	B	S	T	W	H
A	R	F	L	A	R	I	O	N	E
W	A	M	E	I	D	N	F	S	U
A	S	C	H	A	T	A	A	R	G
C	H	V	P	G	R	O	T	A	M
W	I	A	M	A	L	R	R	I	H
A	E	S	I	O	U	T	A	N	N
R	D	H	B	E	D	R	O	I	E
D	R	O	H	A	C	U	G	N	FINISH


Spot the difference

3 Look at the photo on page 24 for one minute. Now study this photo. What differences can you spot?

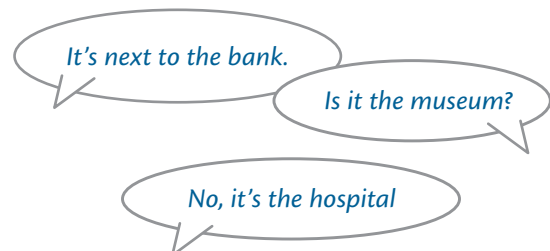


Unit 3 Vocabulary

1a Look at the map. How many places in town can you name?



b Say where a place is. Your friends guess the place.



- 2a** Find two transport words hidden in mystery square A and three transport words hidden in mystery square B.

A

M	O	T	O
C	A	R	R
R	U	L	B
B	E	K	I

B

S	C	O	E
C	A	N	V
B	T	I	N
O	A	V	A

- b** Now make your own mystery square. Can your friend find the words?

Spot the difference

- 3** Look at the photo on page 34 for one minute. Now study this photo. What differences can you spot?



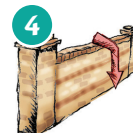
Unit 4 Vocabulary

- 1** Read the lists of words and phrases for two minutes. Cover the lists and write them in your notebook. How many can you remember?

spray graffiti	bully
be rude	fight
cheat in an exam	steal something
play loud music	use a mobile phone in class
lie	copy somebody's homework
drop litter	play truant

- 2** Complete the sentences with the correct preposition of movement.

- The dog walked *around* the tree.
- She climbed the ladder.
- They walked the bridge.
- The cat jumped the wall.
- Lucy was taking the present the box when her mum walked into the room.
- Dad was climbing the ladder when the telephone rang.



Brain Trainer



Spot the difference

- 3 Look at the photo on page 48 for one minute. Now study this photo. What differences can you spot?



Unit 5 Vocabulary

- 1a Read the words in the box aloud three times. Cover the box. Read the list below. Which words are missing?

short → curly → slim → fair → moustache → red

fair → short → moustache → curly

- b Now try again. Read the words in the box aloud three times. Cover the box. Read the list below. Which words are different?

unfriendly → impatient → happy → impolite → organised

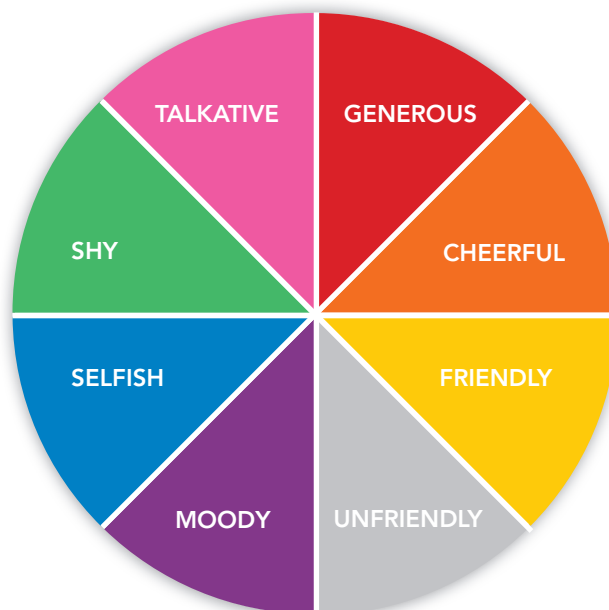
organised → friendly → polite → impatient → happy

- 2 Look at the personality circle for one minute. In pairs, take it in turns to ask and answer questions. Change the words in purple.

What's opposite of *shy* in the circle?

What colour is *cheerful*?

Which word is *red*?



Spot the difference

- 3 Look at the photo on page 58 for one minute. Now study this photo. What differences can you spot?



Unit 6

Vocabulary

- 1 Work in pairs. Student A acts out a phrase below. Student B guesses the phrase. Change roles.

Clean the beach up.

Don't cut the tree down.

Don't pollute the river.

Reuse old things.

Don't waste water.

Plant vegetables.

Turn it off.

Recycle your bottles.

- 2 Work in pairs. Student A chooses a material and says two things that are made from it. Student B guesses the material.

Box, carton.

It's cardboard.

Spot the difference

- 3 Look at the photo on page 68 for one minute. Now study this photo. What differences can you spot?



Unit 7

Vocabulary

- 1 Work in pairs. Student A chooses a music word. Student B asks Student A the questions below. Student B guesses the word.

album	composer	concert
download	hit	playlist
pop chart	singer	track

- How many letters are there?
- How many syllables are there?
- How many vowels are there?
- How many consonants are there?

How many syllables are there?

Two.

Brain Trainer



- 2 In pairs, say a word from the box. Your partner says 'Musical instrument' or 'Type of music'.

classical	country	drums	guitar
heavy metal	hip hop	jazz	keyboard
opera	piano	pop	rap
reggae	rock	saxophone	techno

Classical.

That's a type of music!







Spot the difference

- 3 Look at the photo on page 82 for one minute. Now study this photo. What differences can you spot?



Unit 8 Vocabulary

- 1a Look at the pictures. What are they? You have two minutes.



1 – valley

- b Which four natural world words are not in the pictures?

- 2 Which camping words are missing? Use the clues to help you.

guidebook	rucksack	sleeping bag	sun cream
tent	torch	walking boots	

- You use this to keep warm and you also cook food over it. *campfire*
- You use this to find north, south, east and west.
- You use this to keep insects away from you.
- You put this on your head on a hot day.
- You use this to find the road to a place.

Spot the difference

- 3 Look at the photo on page 92 for one minute. Now study this photo. What differences can you spot?



- 2 In pairs, play the Jobs Game. Take turns to choose a letter. Your partner has to say a job or an adjective to describe a job beginning with that letter. The winner is the first to get three letters in a row.

A	S	F
N	L	W
C	E	B

A	S	W
F	P	H
B	E	F

Spot the difference

- 3 Look at the photo on page 102 for one minute. Now study this photo. What differences can you spot?



Unit 9 Vocabulary

- 1 Look at the pictures. Can you guess what the jobs are? Write as many as you can. You've got two minutes!



1 waiter